

TC-F6H & TC-SM6 Textile Clip Range

TC-F6H



TC-SM6

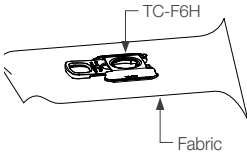


USE WITH:

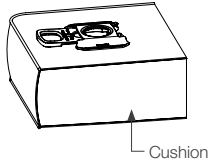
Standard upholstery sewing machine using standard foot and needle with nylon thread.

INSTALLATION STEPS:

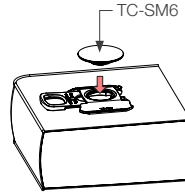
- 1** Sew TC-F6H to fabric




- 2** Complete cushion assembly




- 3** Insert TC-SM6 into TC-F6H



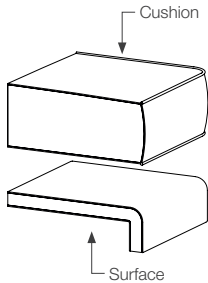
- 4** Lock TC-F6H



- 5** Peel off TC-SM6 backing



- 6** Align cushion in position



- 7** Press down firmly in place

